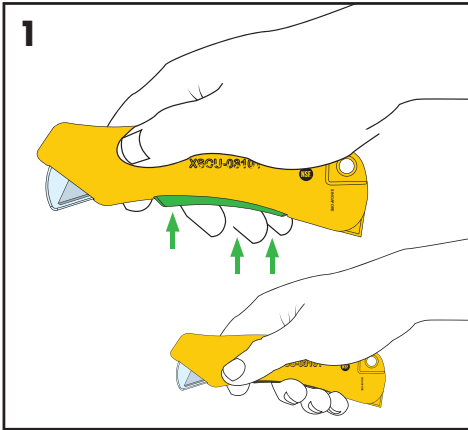
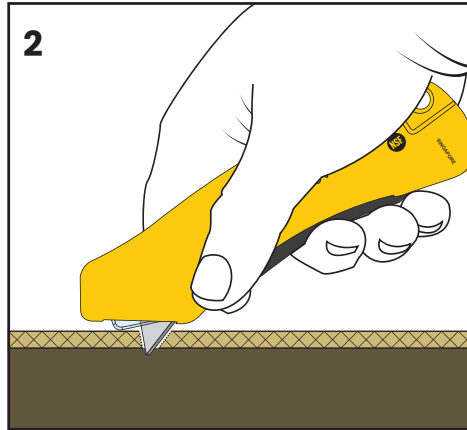


# USAGE INSTRUCTIONS

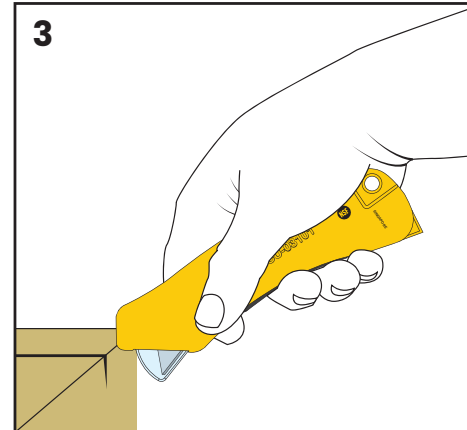
## TO USE



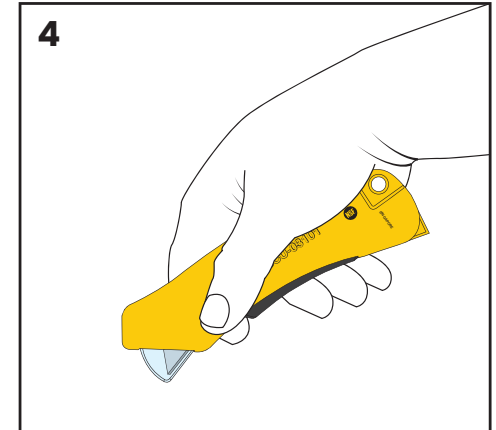
**SQUEEZE** and hold trigger. This unlocks the guard.



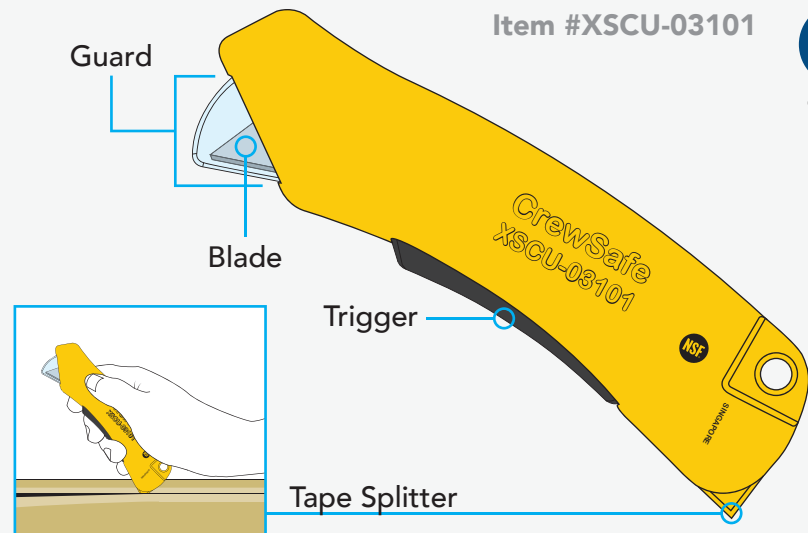
**CUT**



**AFTER CUT**, the guard will automatically cover blade and **LOCK** again.

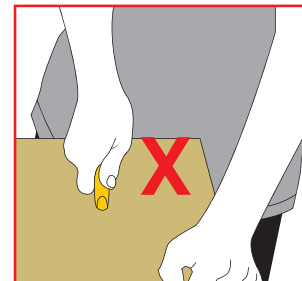


**RELEASE** trigger. Repeat steps #1-4 to perform another cut.

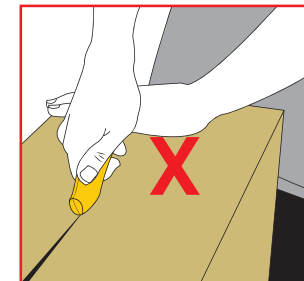


Products that provide "cut resistance", "cut protection" and/or "puncture resistance" DO NOT completely prevent or eliminate the potential for cuts or punctures. ALWAYS use approved personal protective equipment when handling sharp tools per your company's policies.

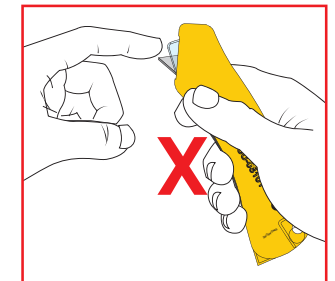
## FOR SAFETY



**NEVER** cut toward yourself. Cut away from your body.



**NEVER** place hand in the path of your cut.



**NEVER** change the blade, modify the knife, or manually retract guard.



Training video available at [spellboundinc.com/xtrasafe-cuknife](https://spellboundinc.com/xtrasafe-cuknife) in the Videos tab



**CAUTION - Sharp Blade**  
If a knife does not work correctly or the blade is dull, dispose of knife properly!